First, next, then

Pack 2 - Little Routines

Choose one routine. Follow the three cards from left to right.

Going outside

FIRST



Put on boots

NEXT



Go outside

THEN



Come back inside

Snack time

FIRST



Wash hands

NEXT



Eat your snack

THEN



Put plate away

Cut along dashed lines, or point to the cards without cutting.
The child may watch, join in, or choose a different routine.

Adult guide: first, next, then

Pack 2 - Little Routines

How to use the picture routines

1. Pick ONE of the two routines on the card sheet.
2. Show all three cards in order: first, next, then.
3. Say and demonstrate each real action as you do it.
4. Point to the next card only when the child is ready.
5. Finish after three steps, or stop sooner if preferred.

Keep it flexible

These are examples, not rules or behaviour tests.

Swap a card if your child has a different way to do a step.

Pointing, watching, signing and taking breaks all count.

Use real objects alongside the pictures where possible.

Adult supervision is needed for movement, cutting and small objects.