Colour the snowman

Colour any part of the picture. Use any colours you like.



Colour the Christmas tree

Colour the tree, stars and presents. You can colour just one part.



Dot to dot: Christmas star

Join the dots in number order, from 1 to 20.

When you reach 20, join it back to 1 to finish the star.

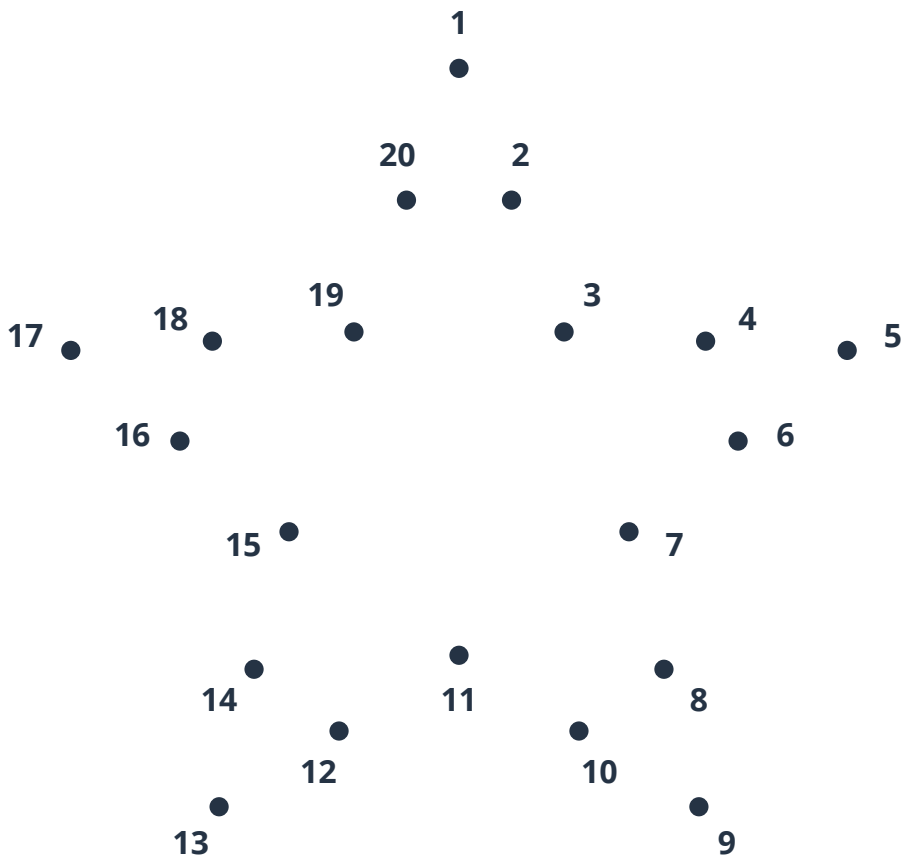

You can colour your star when it is finished.

Dot to dot: Christmas tree

Join the dots in number order, from 1 to 20.

After 20, join the line back to 1 if you want to.



Your tree is ready for decorations when you finish.

Christmas maze

Find a path from START to FINISH.

You can trace the path with a finger before using a pencil.

START

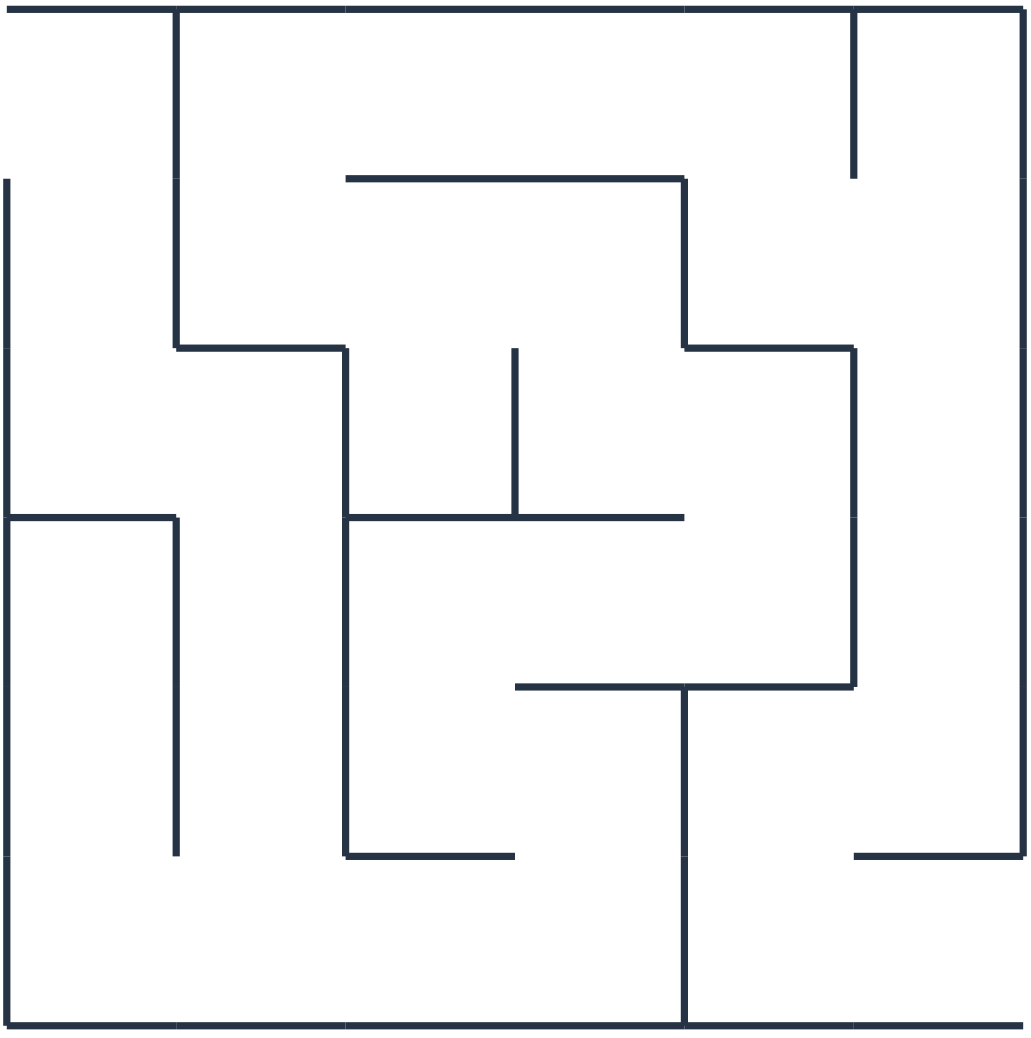

FINISH

There is a way through!

Spot the 5 differences

Look at both pictures. Find 5 things that are different.

You can point, circle or tick. There is no time limit.

PICTURE A



PICTURE B



Found one? Tick a box. You can ask for help.

☐ ☐ ☐ ☐ ☐

Christmas I Spy

Find each Christmas picture. Then count how many you see.

Look for candy canes, stars, presents and baubles.



How many of each can you find?

Candy canes ☐ Stars ☐

Presents ☐ Baubles ☐

Trace the winter paths

Trace each dotted line from left to right.

Choose one line or try all four.



Your lines do not need to be perfect.

Match the Christmas pictures

Draw a line between pictures that are the same.

You can match them in any order.



Each picture has one match.

Design your own Christmas bauble

Fill this bauble with your own designs, or keep it simple.

Try dots, lines, stars, colours, or anything you like.



There is no right or wrong way to decorate it.