Number rhyme and movement

Pack 1 - Garden Picnic

Cut along the dashed lines. Use the cards at your own pace.

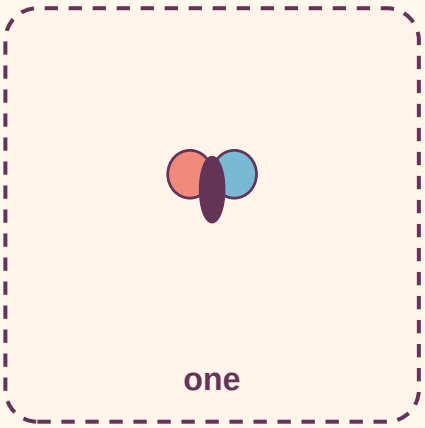

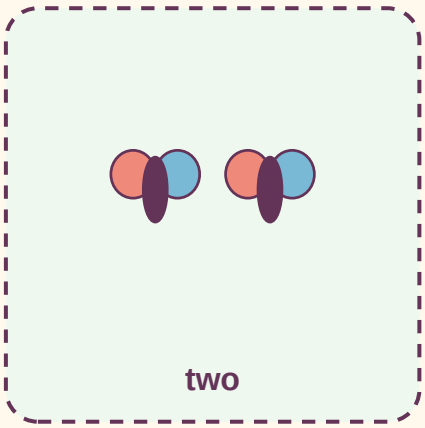

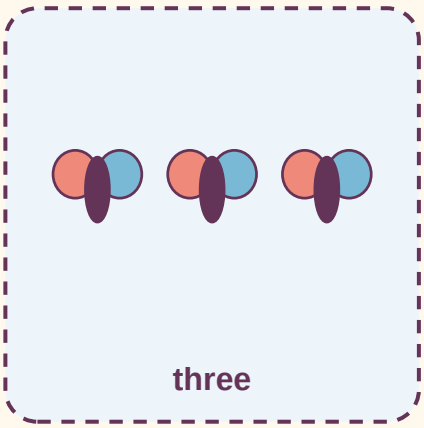

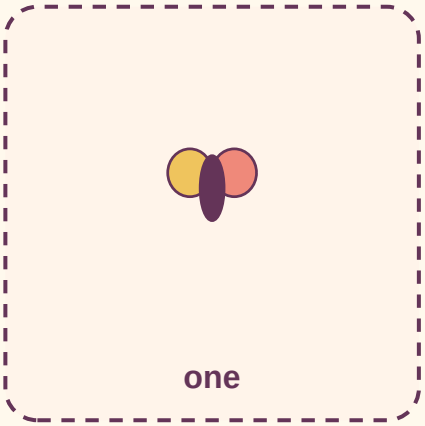

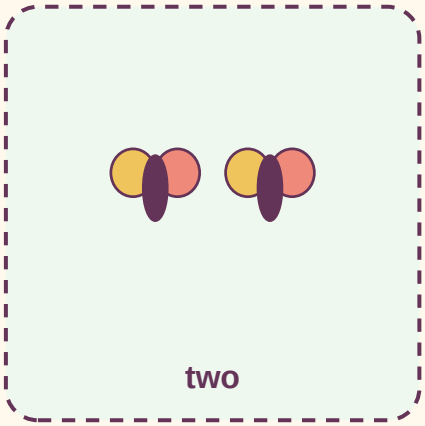

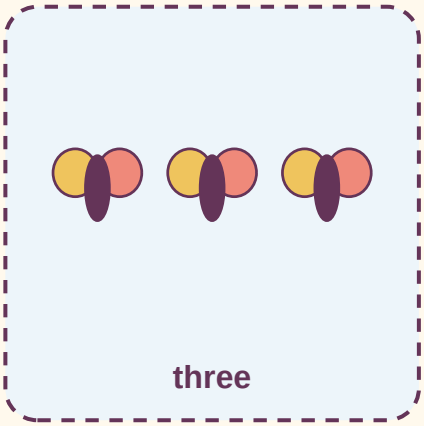

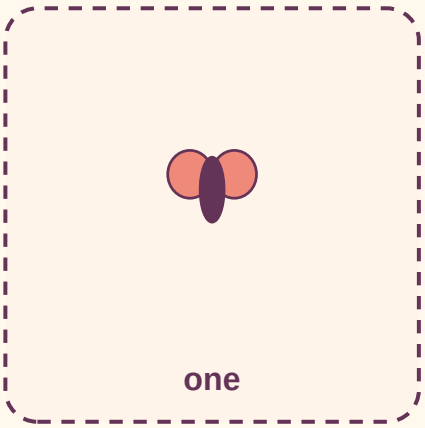

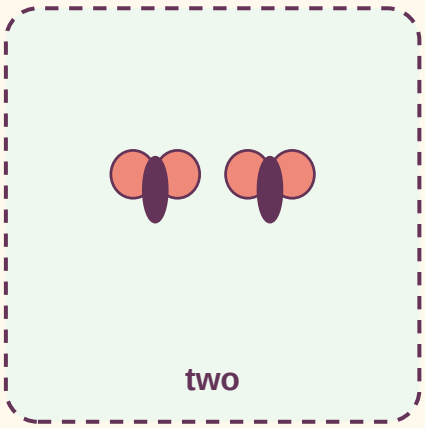

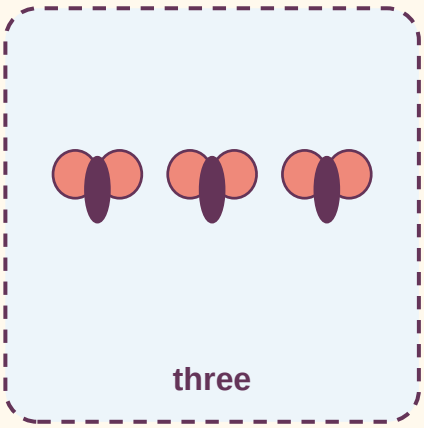

Say together: One little step, then two soft taps,
Three happy wiggles, and a quiet clap!

Play together

Pack 1 - Garden Picnic

Adult guide - adapt freely; never use as a test.

Number rhyme and movement

1. Show one, two or three pictures. Match each to a movement.
2. One step, two taps or three wiggles - join in together.
3. Repeat slowly and let the child invent the next action.
4. Offer a quiet or seated version, or skip sounds entirely.

Make it accessible

Let the child choose: look, point, move, sign, speak or listen.

Keep groups small and use real objects alongside pictures.

Avoid timers, correction drills or pressure to perform.

Use larger safe items and supervise cutting and small objects.

Supports playful early numeracy; does not diagnose or treat dyscalculia.