Sort and make patterns

Pack 2 - Pond & Park

Cut along the dashed lines. Use the cards at your own pace.

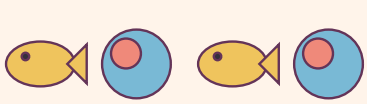

what comes next?

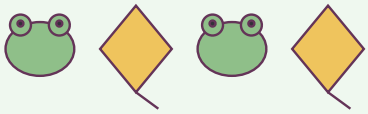

what comes next?

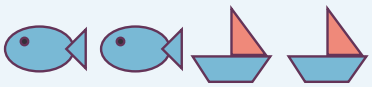

sort into groups



what comes next?



what comes next?

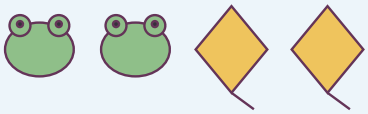

sort into groups

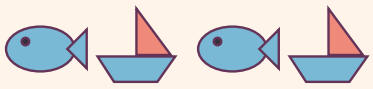

what comes next?

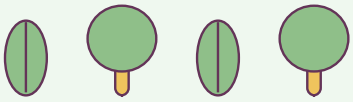

what comes next?

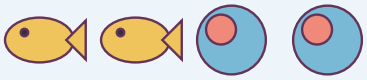

sort into groups

Copy a pattern with safe real objects, then continue it.

For sorting, group by type or colour. Allow a child to choose the rule.

Play together

Pack 2 - Pond & Park

Adult guide - adapt freely; never use as a test.

Sort and make patterns

1. Choose one card and copy the objects using toys or blocks.
2. Continue an AB pattern: apple, bee, apple, bee ...
3. For sorting, place similar objects together in two groups.
4. Start with just two objects if the full card feels busy.

Make it accessible

Let the child choose: look, point, move, sign, speak or listen.

Keep groups small and use real objects alongside pictures.

Avoid timers, correction drills or pressure to perform.

Use larger safe items and supervise cutting and small objects.

Supports playful early numeracy; does not diagnose or treat dyscalculia.